










Dimensions

Product dimensions (mm) 224*110xH122mm

Scheme



ZENITH IP65SX2

| | |
|--------------|---|
| Item code | 86.D285.2333.02 |
| Product type | Indoor |
| Category | Downlights |
| Family | ZENITH |
| Subfamily | ZENITH IP65SX2 |
| Pictograms | <div><div> 220 240 V</div><div> XX°</div><div> CRI 90</div><div> CE</div><div> Driver INCL</div><div> On Off</div><div> DALI</div><div> 50000h L80B10</div><div> IP 65</div></div> |

| | |
|----------------------------|----------------|
| Product | |
| Real power (W) | 2X20 |
| Real luminous flux (Lm) | 2X1600 |
| Luminous efficiency (Lm/W) | 80 |
| Beam angle (°) | 36 |
| Life time (h) | 50000 h L80B10 |
| IP | 65 |
| U. G. R | 19 |
| Control gear | DALI |
| Colour temperature (K) | 3000 |
| Colour consistency (SDCM) | SDCM<3 |
| CRI | 90 |